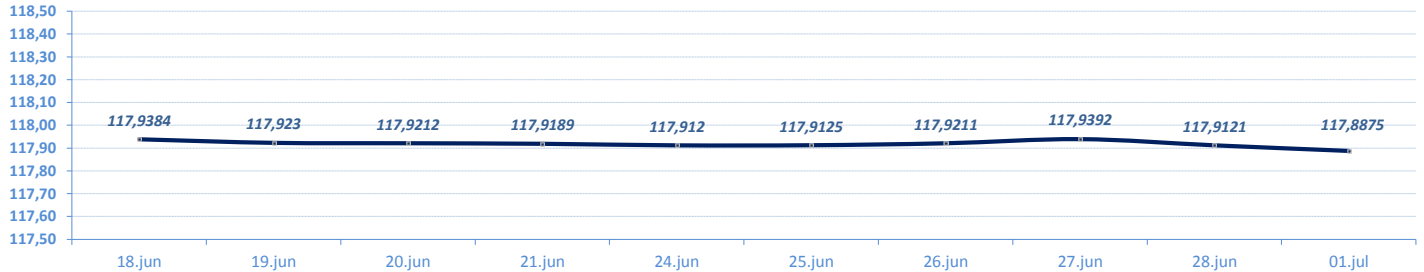


VESTI / NEWS

- **SREDNJI KURS EUR/RSD**: Dinar neznatno ojačao u odnosu na evro, srednji kurs **117,8875**. Obim međubankarske trgovine evrom na dan 28. jun do 12:30h iznosio je 31,6 miliona evra. NBS intervenisala na međubankarskom tržištu kupovinom 45 miliona evra (od početka godine ukupno prodala 130 miliona evra i kupila 1.085 miliona evra).
- **BEOGRADSKA BERZA**: Ineksi zabeležili suprotna kretanja, BELEX15 viši za 0,21 odsto, BELEXline niži za 0,64 odsto. Promet **veći** u odnosu na prethodni dan, na regulisanom tržištu najviše trgovano akcijama Soje protein, Komercijalne banke, NIS-a, Alfa plama i Messer Tehnogasa.
- **RZS: Industrijska proizvodnja** u maju **manja za 0,6 odsto** u odnosu na isti mesec 2018. godine, u periodu januar-maj manja za 1,3% u odnosu na isti period 2018. godine. Ukupna spoljnotrgovinska razmena u periodu januar-maj 2019.godini izraženo u evrima **veća** u odnosu na isti period prošle godine za 9,7%, pokrivenost uvoza izvozom iznosi 73,9% (prethodne godine u istom periodu iznosila 75,6%).

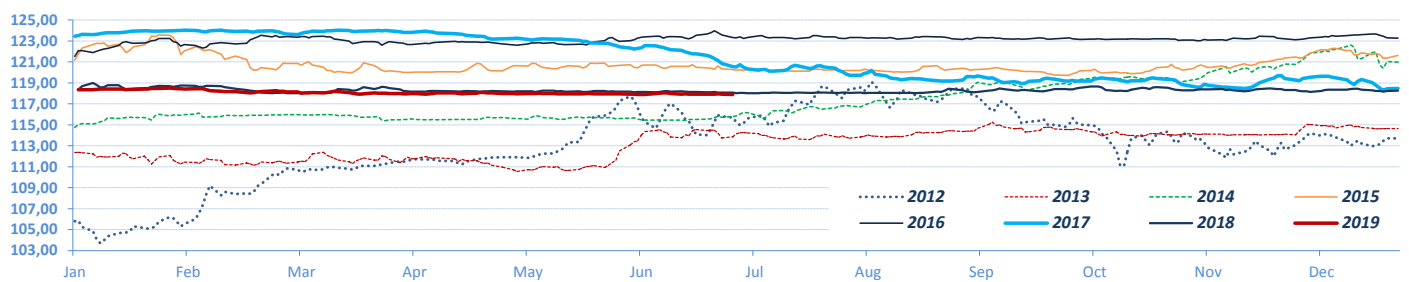
DEVIZNO TRŽIŠTE / FX MARKET

EUR / RSD (Srednji kurs / Official Middle Rate) ► 10 dana / 10 days

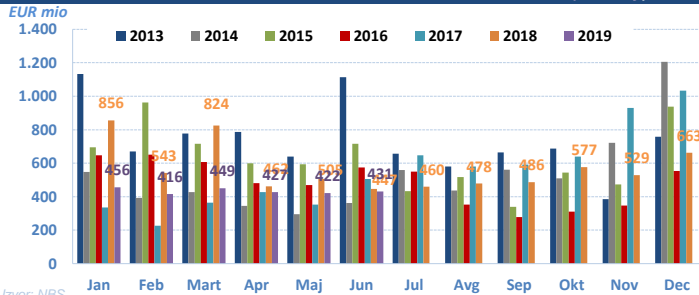


Izvor/Source: NBS

EUR / RSD (Srednji kurs/ Official middle rate) ► Jan -

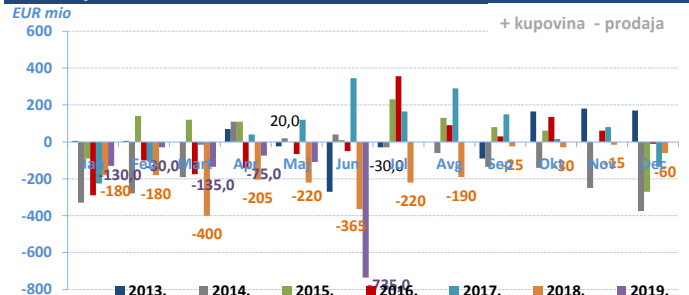


Promet na međubankarskom tržištu / Volumes on FX Interbank market (eur only)

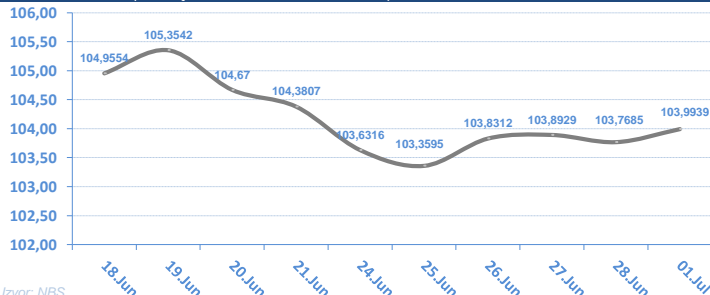


Izvor: NBS

Intervencije NBS na deviznom tržištu / NBS Interventions on FX interbank market

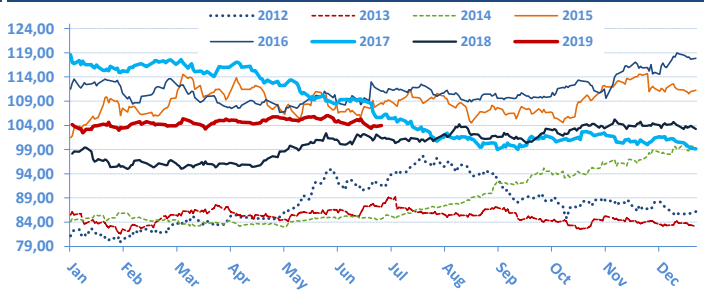


USD / RSD (Srednji kurs / Official middle rate) ► 10 dana / 10 days



Izvor: NBS

► Jan -



Monthly change	EUR/RSD	%	USD/RSD	%	Yearly change	EUR/RSD	%	USD/RSD	%
03.06.19	117,9288	-0,03%	105,4914	-0,08%	01.07.19	117,8875	-0,38%	103,9939	5,97%
03.05.19	117,9626	-0,01%	105,5783	0,57%	03.01.19	118,3439	0,00%	104,1851	6,16%
01.04.19	117,9759	-0,13%	104,9794	1,06%	03.01.18	118,3431	-4,14%	98,1367	-17,25%
01.03.19	118,1291	-0,25%	103,8772	0,32%	04.01.17	123,4512	1,59%	118,6004	6,34%
01.02.19	118,4266	0,07%	103,5469	-0,61%	04.01.16	121,5145	0,30%	111,5324	9,90%
03.01.19	118,3439	0,10%	104,1851	0,14%	05.01.15	121,1543	5,58%	101,4863	20,72%
03.12.18	118,2313	-0,06%	104,0402	-0,27%	03.01.14	114,7559	2,14%	84,0641	-1,67%
01.11.18	118,2984	-0,07%	104,3196	2,19%	03.01.13	112,3495	6,20%	85,4889	5,32%
01.10.18	118,3868	0,19%	102,0840	0,29%	04.01.12	105,7880	-0,21%	81,1693	2,16%
03.09.18	118,1567	0,08%	101,7890	0,71%	04.01.11	106,0156	10,47%	79,4541	18,48%
01.08.18	118,0618	0,04%	101,0717	-0,27%	04.01.10	95,9679	7,17%	67,0635	4,25%
02.07.18	118,0142	-0,12%	101,3432	0,06%	05.01.09	89,5436	12,27%	64,3273	18,68%
01.06.18	118,1616		101,2785		03.01.08	79,7577		54,2016	

EUR / USD

► 10 dana / 10 days

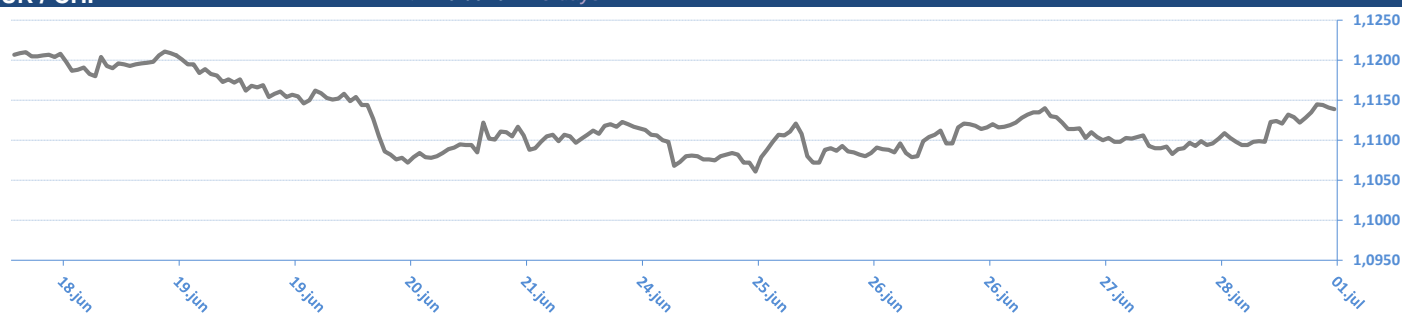


EUR / USD



EUR / CHF

► 10 dana / 10 days



EUR / CHF



Izvor / Source: Reuters

01.07.2019 08:38:27

EUR / XX

Valutni par / CCY pair	Kupovni/BID	Prodajni/ASK
EUR/USD	1,1327	1,1331
EUR/JPY	122,8500	122,8700
EUR/GBP	0,8933	0,8937
EUR/CHF	1,1140	1,1142
EUR/DKK	7,4637	7,4640
EUR/NOK	9,6645	9,6690
EUR/SEK	10,5451	10,5496
EUR/CAD	1,4842	1,4843
EUR/AUD	1,6197	1,6198
EUR/HUF	322,6900	322,7800
EUR/CZK	25,4210	25,4280
EUR/PLN	4,2462	4,2467
EUR/HRK	7,3960	7,3990
EUR/RUB	71,2707	71,3051
EUR/NZD	1,6914	1,6919

USD / XX

Valutni par / CCY pair	Kupovni/BID	Prodajni/ASK
USD/EUR	0,8825	0,8825
USD/JPY	108,4300	108,4600
USD/GBP	0,7885	0,7888
USD/CHF	0,9831	0,9835
USD/DKK	6,5877	6,5887
USD/NOK	8,5313	8,5343
USD/SEK	9,3083	9,3113
USD/CAD	1,3099	1,3103
USD/AUD	1,4296	1,4298
USD/HUF	284,7000	285,0500
USD/CZK	22,4370	22,4470
USD/SKK	21,5460	21,6000
USD/PLN	3,7477	3,7489
USD/HRK	6,5278	6,5316
USD/RUB	62,9250	62,9550
USD/NZD	1,4928	1,4934

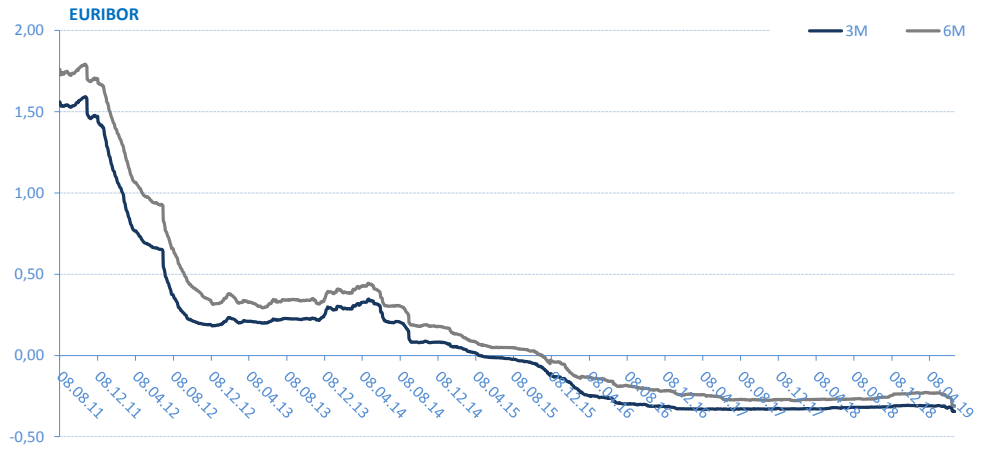
* Međunarodno devizno međubankarsko tržište / International FX Interbank Market

Izvor / Source: Reuters

EURIBOR

SW	-0,403
1M	-0,388
3M	-0,345
6M	-0,311
1Y	-0,214

* Izvor: Reuters; Objavljeno prethodnog radnog dana



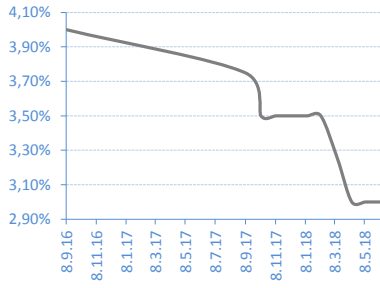
Kamatne stope Centralnih Banaka
Interest rates of Central banks

CB	Kamatna stopa/Interest rate
USD	2,50
EUR	0,00
GBP	0,75
CAD	1,75
AUD	1,25
JPY	0,10

* Izvor: Reuters; Objavljeno prethodnog radnog dana

REFERENTNA KAMATNA STOPA NBS / NBS Key Policy Rates

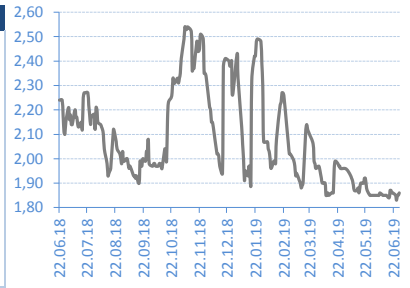
Date	Rate	Change (%)
08.06.18	3,00%	0,00%
10.05.18	3,00%	0,00%
12.04.18	3,00%	-7,69%
14.03.18	3,25%	-7,14%
08.02.18	3,50%	0,00%
11.01.18	3,50%	0,00%
07.12.17	3,50%	0,00%
09.11.17	3,50%	0,00%
09.10.17	3,50%	-6,67%
07.09.17	3,75%	



* Izvor/Source : NBS

BEONIA

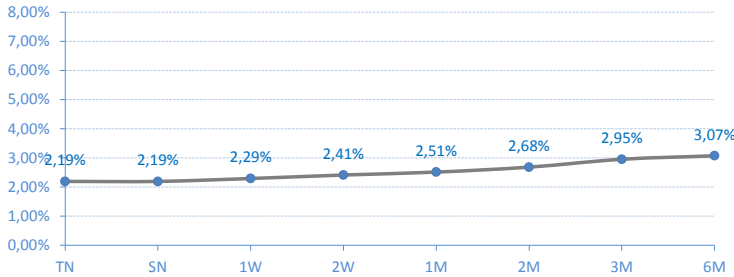
Date	Rate	Change (%)
28.06.19	1,86%	0,54%
26.06.19	1,85%	1,09%
25.06.19	1,83%	-1,08%
24.06.19	1,85%	-0,54%
21.06.19	1,86%	0,00%
20.06.19	1,86%	-0,53%
19.06.19	1,87%	0,00%
18.06.19	1,87%	1,63%
17.06.19	1,84%	-0,54%
14.06.19	1,85%	



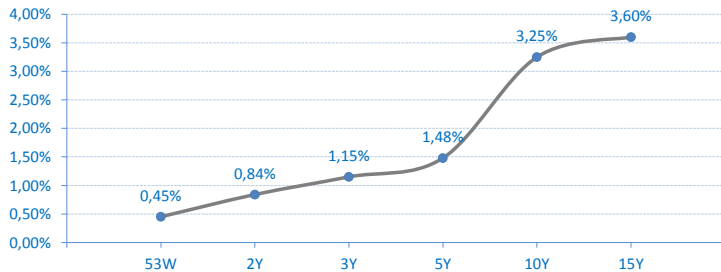
* Izvor/Source : Reuters; Objavljeno prethodnog radnog dana / Published on previous working day

Kamatne stope/Prinos na tržištu / Market Interest Rates

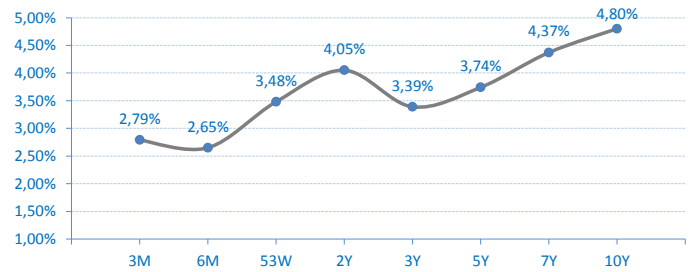
Belibor



Državne HOV Republike Srbije u Evrima - prinosi sa poslednje aukcije
Government bonds (EUR) of Republic of Serbia - yield on last primary auction



Državne HOV Republike Srbije u Dinarima - prinosi sa poslednje aukcije
Government bonds (RSD) of Republic of Serbia - yield on last primary auction



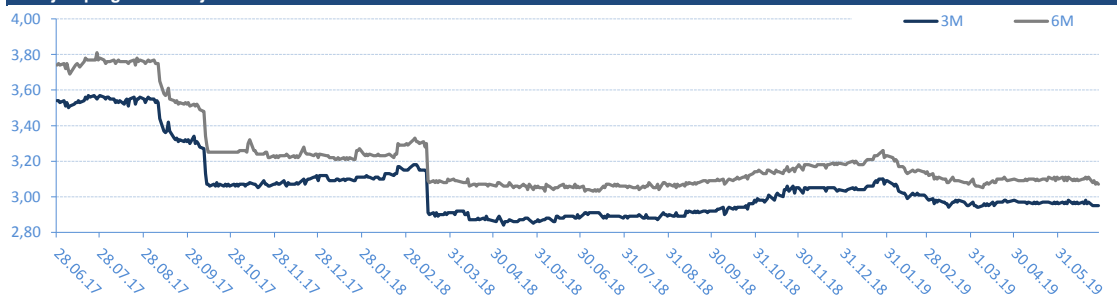
BELIBOR

Trenutne stope / Current rates

TN	2,19%
SN	2,19%
1W	2,29%
2W	2,41%
1M	2,51%
2M	2,68%
3M	2,95%
6M	3,07%

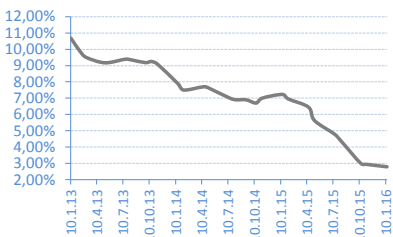
* Izvor/Source : Reuters; Objavljeno prethodnog radnog dana / Published on previous working day

Istorijski pregled kretanja 6M i 3M Belibor-a / Historical overview of 6M and 3M Belibor rates



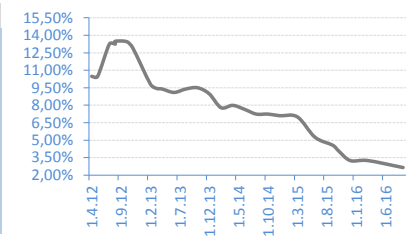
T-BILLS 3M - RSD

Date	Rate	Realisation
14.01.16	2,79%	100,00%
05.11.15	2,94%	100,00%
15.10.15	3,00%	92,18%
06.08.15	4,40%	96,26%
16.07.15	4,79%	98,47%
07.05.15	5,63%	92,92%
16.04.15	6,45%	100,00%
05.02.15	6,95%	45,05%



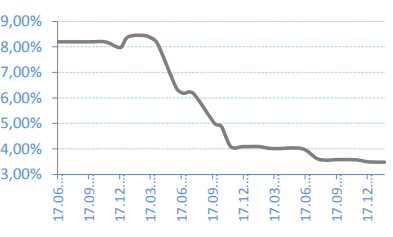
T-BILLS 6M - RSD

Date	Rate	Realisation
01.09.16	2,65%	23,03%
03.03.16	3,25%	96,46%
03.12.15	3,25%	97,22%
08.10.15	4,09%	100,00%
03.09.15	4,57%	87,90%
04.06.15	5,25%	93,30%
05.03.15	7,00%	21,33%
04.12.14	7,10%	100,00%



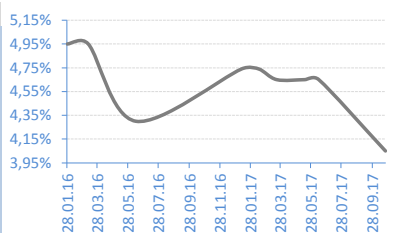
T-BILLS 53W - RSD

Date	Rate	Realisation
06.02.17	3,48%	17,91%
21.12.16	3,49%	32,22%
15.11.16	3,57%	45,64%
28.09.16	3,58%	52,92%
27.07.16	3,59%	49,07%
07.06.16	4,01%	78,06%
15.03.16	4,01%	16,73%
02.02.16	4,09%	63,42%



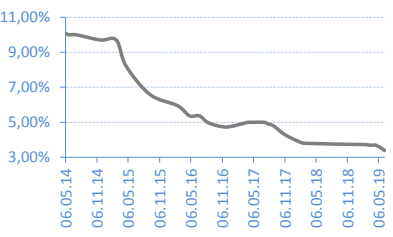
G-BONDS 2Y - RSD

Date	Rate	Realisation
24.10.17	4,05%	116,30%
13.06.17	4,65%	51,56%
16.05.17	4,65%	43,95%
21.03.17	4,65%	100,00%
13.02.17	4,74%	78,80%
10.01.17	4,74%	23,25%
13.06.16	4,30%	95,67%
10.03.16	4,95%	56,41%



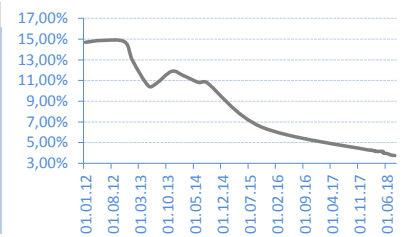
G-BONDS 3Y - RSD

Date	Rate	Realisation
11.06.19	3,39%	62,60%
23.04.19	3,68%	88,70%
19.03.19	3,69%	112,71%
20.02.19	3,73%	120,53%
15.01.19	3,73%	60,94%
28.02.18	3,80%	100,00%
30.01.18	3,88%	34,77%
06.11.17	4,29%	97,97%



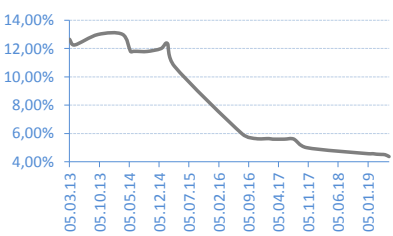
G-BONDS 5Y - RSD

Date	Rate	Realisation
11.09.18	3,74%	98,60%
14.08.18	3,75%	65,62%
17.07.18	3,80%	40,58%
05.06.18	3,95%	35,67%
22.05.18	3,99%	26,18%
08.05.18	4,15%	97,00%
24.04.18	4,15%	52,31%
10.04.18	4,15%	32,63%



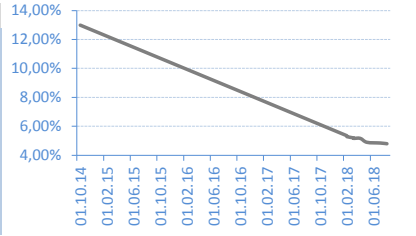
G-BONDS 7Y - RSD

Date	Rate	Realisation
04.06.19	4,37%	267,04%
07.05.19	4,50%	134,27%
10.04.19	4,52%	75,42%
05.03.19	4,54%	58,46%
12.02.19	4,57%	34,68%
30.01.19	4,57%	30,41%
09.01.19	4,57%	52,59%
23.10.17	5,00%	100,00%



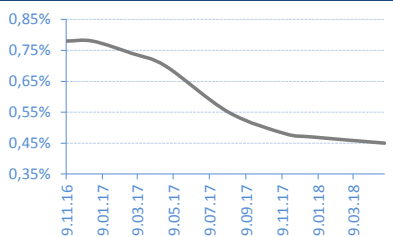
G-BONDS 10Y - RSD

Date	Rate	Realisation
07.08.18	4,80%	26,87%
10.07.18	4,85%	36,97%
15.05.18	4,90%	96,72%
03.04.18	5,17%	26,55%
20.03.18	5,17%	83,61%
06.03.18	5,20%	203,57%



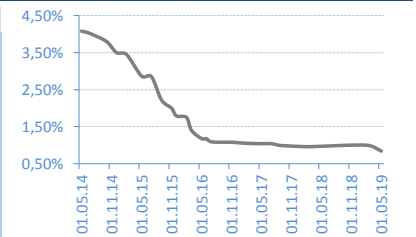
T-BILLS 53W - EUR

Date	Rate	Realisation
21.05.18	0,45%	100,00%
18.01.18	0,47%	98,00%
05.12.17	0,48%	100,00%
30.08.17	0,55%	50,00%
15.05.17	0,70%	91,30%
20.03.17	0,74%	60,00%
12.01.17	0,78%	46,20%
29.11.16	0,78%	100,00%



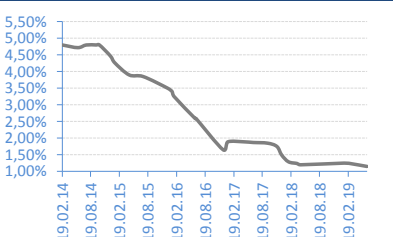
G-BONDS 2Y - EUR

Date	Rate	Realisation
27.05.19	0,84%	148,40%
19.02.19	1,00%	142,00%
22.03.18	0,96%	25,62%
01.02.18	0,96%	52,00%
14.09.17	0,99%	53,60%
12.07.17	1,04%	16,80%
23.05.17	1,04%	99,00%
14.02.17	1,05%	95,35%



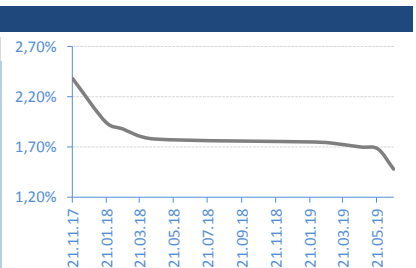
G-BONDS 3Y - EUR

Date	Rate	Realisation
18.06.19	1,15%	59,14%
12.03.19	1,23%	50,04%
23.01.19	1,25%	32,10%
20.04.18	1,20%	35,96%
28.03.18	1,24%	99,29%
02.02.18	1,29%	100,00%
21.12.17	1,49%	100,00%
20.11.17	1,75%	49,70%



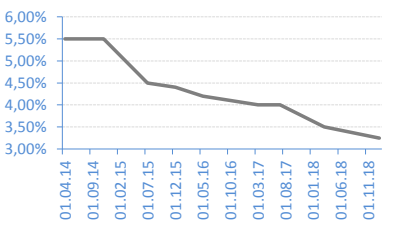
G-BONDS 5Y - EUR

Date	Rate	Realisation
20.06.19	1,48%	47,86%
23.05.19	1,68%	77,32%
22.04.19	1,70%	19,90%
27.02.19	1,74%	37,84%
29.01.19	1,75%	41,25%
16.04.18	1,78%	52,41%
19.02.18	1,88%	79,99%
19.01.18	1,95%	80,28%



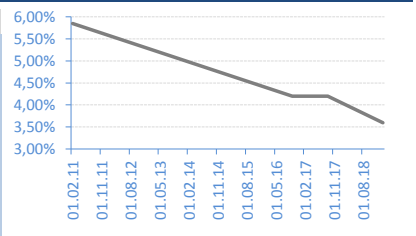
G-BONDS 10Y - EUR

Date	Rate	Realisation
16.01.19	3,25%	139,40%
26.03.18	3,50%	86,85%
13.07.17	4,00%	42,95%
15.03.17	4,00%	65,60%
25.05.16	4,20%	96,00%
04.12.15	4,40%	100,00%
28.07.15	4,50%	76,77%
19.11.14	5,50%	100,00%



G-BONDS 15Y - EUR

Date	Rate	Realisation
06.02.19	3,60%	100,00%
06.09.17	4,20%	70,13%
19.10.16	4,20%	100,00%



AKCIJE / Shares - REGULISANO TRŽIŠTE / REGULATED MARKET

Najtrgovanije HOV / Most Active

	Symbol	Closing price	% Change	Open	Max	Min	No of Trades	Volume	Volume RSD
Soja protein a.d. Becej	SJPT	180	0,00%	180	180	180	2	2.479.113	446.240.340
Komercijalna banka a.d. Beograd	KMBN	2.949	0,17%	2.900	2.950	2.900	21	12.000	35.386.250
NIS a.d. Novi Sad	NIIS	685	-0,44%	685	685	683	8	5.345	3.660.635
Alfa plam a.d. Vranje	ALFA	31.500	0,00%	31.500	31.500	31.500	1	10	315.000
Messer Tehnogas a.d. Beograd	TGAS	11.500	0,00%	11.500	11.500	11.500	1	12	138.000

Dobitnici / Gainers

	Symbol	Closing price	% Change	Open	Max	Min	No of Trades	Volume	Volume RSD
Tigar a.d. Piro	TIGR	50	8,70%	50	50	50	2	263	13.150
Energoprojekt holding a.d. Beograd	ENHL	650	6,56%	650	650	650	1	40	26.000
Aerodrom Nikola Tesla a.d. Beograd	AERO	812	0,25%	810	812	810	39	43	34.874
Komercijalna banka a.d. Beograd	KMBN	2.949	0,17%	2.900	2.950	2.900	21	12.000	35.386.250

Gubitnici / Decliners

	Symbol	Closing price	% Change	Open	Max	Min	No of Trades	Volume	Volume RSD
Jubmes banka a.d. Beograd	JMBN	6.210	-14,93%	6.212	6.212	6.210	3	18	111.788
NIS a.d. Novi Sad	NIIS	685	-0,44%	685	685	683	8	5.345	3.660.635

AKCIJE / SHARES - MTP

Najtrgovanije HOV / Most Active

	Symbol	Closing price	% Change	Bid (Volume)	Ask (Volume)	No of Trades	Volume	Volume RSD
AMS Osiguranje a.d. Beograd	AMSOPB	700	7,69%	700	700	700	1	60
Telefonkabl a.d. Beograd	TLKB	10.000	11,11%	10000	10000	10000	3	21

Dobitnici / Gainers

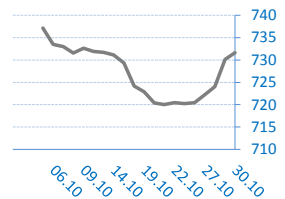
	Symbol	Closing price	% Change	Bid (Volume)	Ask (Volume)	No of Trades	Volume	Volume RSD
Telefonkabl a.d. Beograd	TLKB	10.000	11,11%	10000	10000	10000	3	21
AMS Osiguranje a.d. Beograd	AMSOPB	700	7,69%	700	700	700	1	60

Gubitnici / Decliners

	Symbol	Closing price	% Change	Bid (Volume)	Ask (Volume)	No of Trades	Volume	Volume RSD
--	--------	---------------	----------	--------------	--------------	--------------	--------	------------

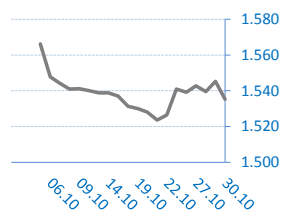
BELEX15

Vrednost / Value	731,62
Promena / Change	1,53
%	0,21%



BELEXline

Vrednost / Value	1.535,29
Promena / Change	-9,96
%	0,00%



Kontakti / Contacts:

Srđan Tomašević

srđjan.tomasevic@erstebank.rs
Trgovanje / Trading
011/220 9116

Aleksandar Zarić

aleksandar.zaric@erstebank.rs
Prodaja / Sales
011/220 9198

Aleksandra Parčetić

aleksandra.parcetic@erstebank.rs
Brokersko poslovanje / Brokerage
011/220 9159

Vladimir Vulević

vladimir.vulevic@erstebank.rs
Podrška i Razvoj / Support and Development
011 / 201 50 50

Nenad Đurović

nenad.djurovic@erstebank.rs
Trgovanje / Trading
011/ 220 9115

Dušan Stević

dusan.stevic@erstebank.rs
Prodaja / Sales
011/220 9118

Danijela Stojanović

danijela.stojanovic@erstebank.rs
Prodaja / Sales
011/ 220 9132

Marija Đorđević

marija.djordjevic@erstebank.rs
Brokersko poslovanje / Brokerage
011/220 9110

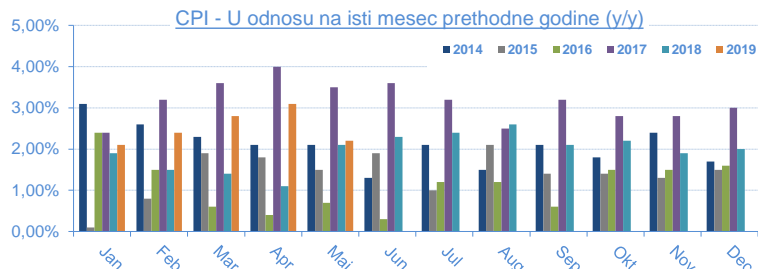
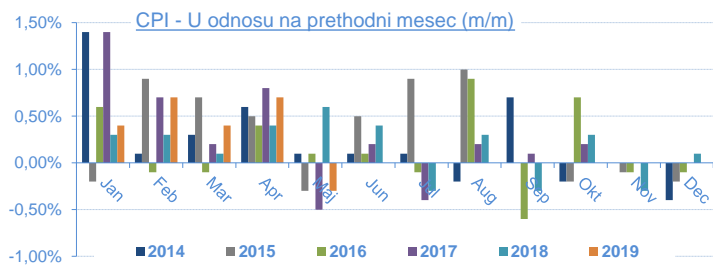
Izveštaj sačinio / Prepared by: Sektor sredstava / Treasury division

Informacije i cene iz ovog pregleda dobijene su iz izvora za koje verujemo da su pouzdani ali ne garantujemo njihovu tačnost i potpunost. Navedene informacije su važeće samo u trenutku njihovog sastavljanja a objavljuju se u čiju opšteg informisanja, pri čemu ne predstavljaju bilo kakav oblik investicionog saveta niti preporuke za investiranje niti na bilo koji način obavezuju Erste Bank ad Novi Sad u pogledu odgovornosti za štetu nastalu upotrebom informacija iz ovog pregleda.

The information and prices in this review are obtained from sources that we believe are reliable, but we do not guarantee their accuracy and completeness. The mentioned information is valid only at the time of their compilation and are published in the general information, whereby they do not represent any form of investment advice or recommendations for investing or in any way obligate Erste Bank ad Novi Sad in respect of liability for damages arising from the use of information referred to in of this review.

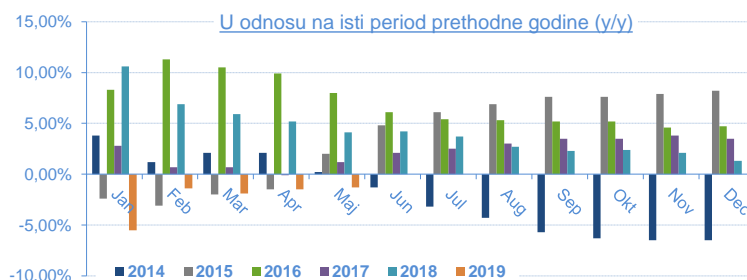
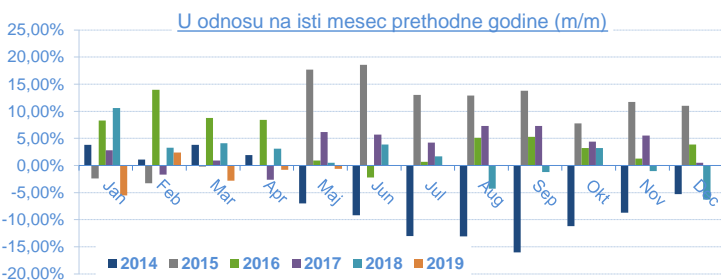
Indeks potrošačkih cena (Consumer Price Index - CPI) / 2018

	Jan	Feb	Mar	Apr	Maj	Jun	Jul	Aug	Sep	Okt	Nov	Dec
U odnosu na prethodni mesec (m/m)	0,40%	0,70%	0,40%	0,70%	-0,30%							
U odnosu na isti mesec 2018. (y/y)	2,10%	2,40%	2,80%	3,10%	2,20%							
U odnosu na decembar 2018.		1,10%	1,50%	2,30%	2,00%							
Datum objavljivanja / Published date	22.02.19	12.03.19	12.04.19	13.05.19	12.06.19							



INDUSTRIJSKA PROIZVODNJA / Industrial production / 2019

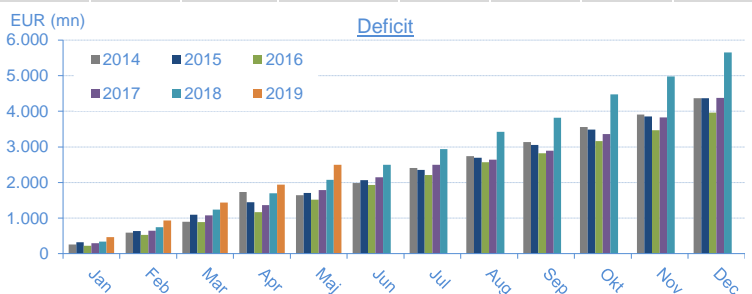
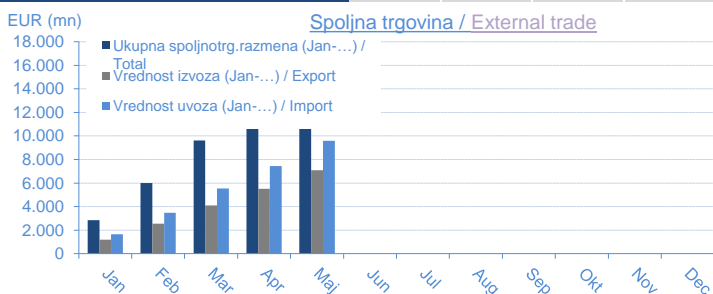
	Jan	Feb	Mar	Apr	Maj	Jun	Jul	Aug	Sep	Okt	Nov	Dec
U odnosu na isti mesec 2018 (m/m)	-5,50%	2,40%	-2,80%	-0,80%	-0,60%							
U odnosu na isti period 2018 (jan-...) (y/y)	-5,50%	-1,40%	-1,90%	-1,50%								
U odnosu na prosek 2018	-12,20%	-7,40%	2,30%	-4,40%	1,10%							
Datum objavljivanja / Published date	28.02.19	29.03.19	30.04.19	31.05.19	28.06.19							



SPOLJNOTRGOVINSKA ROBNA RAZMENA / External Trade / 2019

* u eur mln

Mesec/Month	Jan	Feb	Mar	Apr	Maj	Jun	Jul	Aug	Sep	Okt	Nov	Dec
Ukupna spoljnotrg.razmena (Jan-...) / Total	2.840,40	6.015,80	9.626,40	12.958,60	16.675,50							
Promena / Yearly change	7,80%	9,80%	8,10%	8,30%	9,70%							
Vrednost izvoza (Jan-...) / Export	1.186,90	2.539,90	4.092,80	5.510,50	7.087,40							
Promena / Yearly change	3,00%	7,10%	6,90%	7,30%	8,30%							
Vrednost uvoza (Jan-...) / Import	1.653,50	3.475,90	5.533,60	7.448,10	9.588,10							
Promena / Yearly change	11,50%	11,70%	9,00%	9,00%	10,80%							
Deficit (jan-...)	466,70	936,00	1.440,80	1.937,70	2.500,70							
Promena / Yearly change	40,90%	26,50%	15,60%	14,20%	18,80%							
Pokrivenost uvoza izvozom (Export/Import ratio)	71,80%	73,10%	74,00%	74,00%	73,90%							
Datum objavljivanja / Published date	12.03.19	29.03.19	30.04.19	31.05.19	28.06.19							



BUDŽETSKI BALANS / Budget balance

* u rsd mln

Budžetski balans u 2018.	32.183,97
January 2019	23.620,61
February 2019	-1.429,81
March 2019	-6.363,12
April 2019	-10.322,94
May 2019	
June 2019	
July 2019	
August 2019	
September 2019	
October 2019	
November 2019	
December 2019	
Budžetski balans u 2019. / Total 2019	5.504,74
Planirani deficit u 2019. / Planned	-3.344,12
Ostvarenje plana / Realisation	
Datum ažuriranja / Published date	04.06.19

